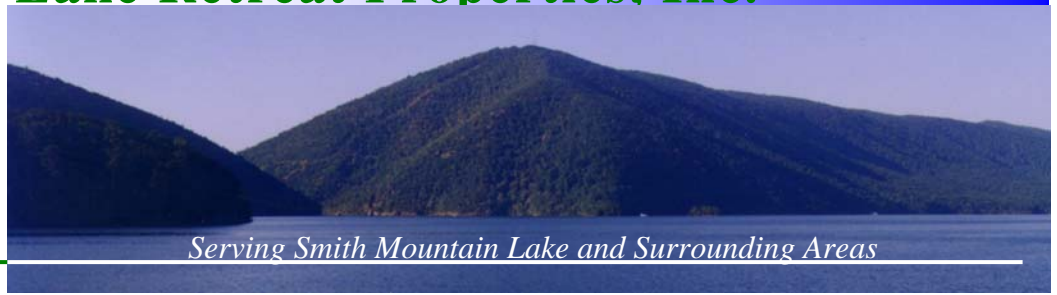


Lake Retreat Properties, Inc.




Since 1980...

Our office is conveniently located at the intersection of Routes 626 and 608 at the White House Corner.



Serving Smith Mountain Lake and Surrounding Areas



Jeanette's Jargon

I thought I would entertain you with my version of "branding" which is the catch phrase for the decade in marketing classes and seminars the world over. I have been doing the wrong thing it seems by taking a new picture of myself and replacing the younger me with the older me in the hundreds of advertisements I have run in the last 20 years. Well, here are all the photos I have used. Hopefully you will recognize me in all of them. **It's the real estate market today that you may not recognize. Call me at your convenience and let's discuss today's market and how it will work in your favor.**

Spring Gardening

Trees and Shrubs to Prune in Early Spring, While Dormant

- Bradford Pear
- Butterfly Bush
- Crape Myrtle
- Flowering Dogwood
- Honeysuckle
- Hydrangea
- Redbud
- Wisteria



Trees and Shrubs to Prune in Late Spring, After Bloom

- Bridal Wreath
- Flowering Crabapple
- Forsythia
- Hydrangea
- Lilac
- Magnolia
- Mountain Laurel
- Rhododendron
- Weigela



Plants to Divide in Spring


- Asters-Every year or two to control spread and maintain vigor.
- Astilbe-Every 2 to 3 years as plants become crowded.
- Black-eyed Susan-Every 3 to 4 years.
- Bleeding Heart-Rarely needs division.
- Chrysanthemum-Every year or two.
- Garden Phlox-Every 3 to 4 years.
- Hosta-Rarely need division and will reach their best form if not divided too often. They can be divided as needed for plant increase.
- Ornamental Grasses-Every 3 to 4 years.

Advice for Beautiful, Bountiful Daffodils:

After Blooming, leave the foliage to feed, DON'T mow them down! If you can't tolerate the withering stems & leaves, gather them up, fold them down and secure with a rubber band or string. Let the bulbs feed and next year you will be so pleased. (After a while the foliage starts to wither and die and you can discard then.)



When can I prune my azaleas?



The best time to prune azaleas is in early spring, before the plant puts out new growth. Although you'll be cutting off that year's blooms, it gives the plant the full growing season to fill out, and time for the new growth to mature before winter.

- Pruning while they are in bloom is next best, and gives you some cut flowers, or pruning just after they bloom lets you enjoy the flowers on the plant.

- Since most azaleas start growing next year's flower buds soon after they bloom, pruning after mid-summer cuts off next year's bloom. Late pruning also runs the risk of the tender new growth being killed in cold climates.

The "Featured Properties" in this issue are close to my heart. Both together are the only part of my grandparent's farm (Bruce & Sagasta Mitchell) which was left above the water. It was sold at auction in the 1960's and my two uncles Victor Mitchell and Elmo Martin bought it (for approx. \$3,000.00) and split it. The property was landlocked, so they traded a section of waterfrontage with the adjoining lot owner for 30' of land to access the parcel. I sold the point in 1987 for my cousins, however the larger piece with the house, known as Martinique Point, remains in the family. If you or someone you know is looking for the most spectacular property, then look no further, this is it.

Lake Retreat Properties, Inc.

PRESORTED
STANDARD
U.S. POSTAGE PAID
HUDDLESTON, VA
PERMIT NO.24

Jeanette Childress Owner/ Broker

6760 White House Road
Huddleston, VA 24104

540-309-6002 cell

Phone: (540)297-6002 (800)421-6980 24-Hour Voicemail

Email: lakeretreat@hotmail.com

WE'RE ON THE WEB!
WWW.LAKERETREAT.COM

Sales and Rentals—Call for Brochure—
On beautiful Smith Mountain Lake



Are you considering selling your property?
Call on the experienced staff at Lake Retreat Properties.

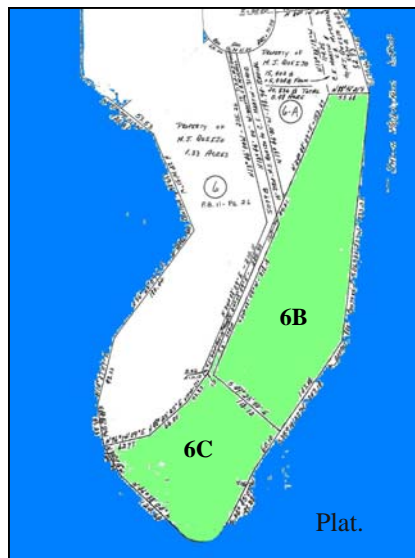
Featured Properties...

Get more information at www.lakeretreat.com

Exceptional 1.42 acre property with 480 feet of shoreline. Extremely gentle, almost flat slope to water. Gorgeous open water with direct views of the expanse of Smith Mountain. Untouched natural setting with sandy beach. 1500 square foot ranch style home with 3 bedrooms, 1 bath and fireplace. Central heat and air. Great for weekend use until you're ready to build your dream home. Accessed off state route 626, Bedford County. Channel marker C3 is on this land; additional land below the 800' contour conveys. This IS it. There is no duplicate or substitute.
\$1,000,000.



LakeSide.



View.

Adjoining panoramic point lot with .77 acres and 325 feet of shoreline. Older dock in place and old mobile home. Great sandy beach area. **\$1,000,000. Lot 6C**
ML#0601260.



View.

Water....water....everywhere!